Test Report No.: 64.190.26.0776.01-00
Dated: 2026-08-27

Applicant:	Dongguan Monu Sports Technology Co .,Ltd.
Address:	Room 302, Building 2, No.6 Liaobu Southwest Road, Liaobu Town, Dongguan, Guangdong Sheng, China
Sample Submission:	The sample was submitted by applicant and identified.
Product Name:	BICYCLE HELMET
Model No.:	HJ012
Product size:	M (55-59cm); L (59-61cm)
Factory:	Dongguan Monu Sports Technology Co .,Ltd.
Address:	Room 302, Building 2, No.6 Liaobu Southwest Road, Liaobu Town, Dongguan, Guangdong Sheng, China
Country of Origin:	/
Export to:	/
Receipt Date of Sample:	2026-08-05
Date of Testing:	From 2026-08-06 to 2026-08-26
Test Result:	Refer to the data listed in following pages

Test Specification(s) or Test Item(s):

1. EN 1078:2012+A1:2012 Excluding clause 4.1

Conclusions:

Pass

Hardline Laboratory

TÜV SÜD Certification and Testing (China) Co., Ltd. Guangzhou Branch

Tested By: Mac Xiao

Mac Xiao
Test Engineer

Reviewed By: Adam Hou

Adam Hou
Designated Reviewer

Note:

(1) The TÜV SÜD Certification and Testing (China) Co., Ltd. "General Terms & Conditions" applied.
Any use for advertising purposes must be granted in writing. This technical report may only be quoted in full. This report is the result of a single examination of the object in question. It does not imply a general statement regarding the quality of products from regular production. For further details please see "Testing, Certification, Validation and Verification Regulations", chapter A-3.3.
For full version, please visit: EN : https://www.tuvsud.cn/zh-cn/resource/terms-and-conditions---en ; SCN: https://www.tuvsud.cn/zh-cn/terms-and-conditions ; TCN: https://www.tuvsud.com/zh-tw/terms-and-conditions

(2) The results relate only to the Items tested.

(3) The test report shall not be reproduced except in full, without the written approval of the laboratory.

Description of the test subject:

1	**Product Description**	Product name: BICYCLE HELMET Product size: M (55-59cm); L (59-61cm)
Sample photo(s)		
		

Test condition: 22.0℃ 55%RH

Test Results:

1. EN 1078:2012+A1:2012: Helmets for pedal cyclists and for uses of skateboards and roller skates

Number of samples tested: Four (4) pieces for size: 55-59cm, Four (4) pieces for size: 59-61cm

Helmets size: 55-59cm, 59-61cm

Test headform(EN960:2006): 575mm, 605mm

Clause	Test Items	Result
4.1	**Materials** For those parts of the helmet coming into contact with the skin, the material used should be known not to undergo appreciable alteration from contact with sweat or with substances likely to be found in toiletries. Materials shall not be used which are known to cause skin disorders.	N/T
4.2	**Construction** The helmet normally consists of a means of absorbing impact energy and means of retaining the helmet on the head in an accident. The helmet should be durable and withstand handling. The helmet shall be so designed and shaped that parts of it (visor, rivets, ventilators, edges, fastening device and the like) are not likely to injure the user in normal use. NOTE Helmets should: - have low weight; - be ventilating; - be easy to put on and take off; - be usable with spectacles; - not significantly interfere with the ability of the user to hear traffic noise;	P
4.3	**Field of vision** When tested in accordance with 5.7 there shall be no occultation in the field of vision bounded by angles as follows (see Figure 1): - horizontally 105° from the longitudinal vertical median plane to the left and right hand sides; - upwards 25° from the reference plane; - downwards 45° from the basic plane.	P (Horizontally: >105° Upward: >25° Downwards: >45°)

Clause	Test Items	Result
	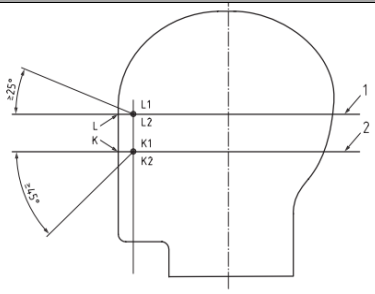 a) Section of headform in longitudinal vertical plane 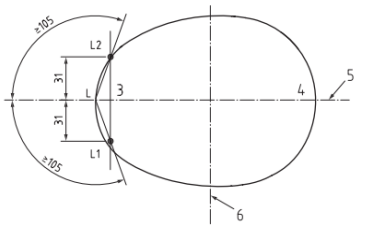 b) Section of headform in reference plane Figure 1	
4.4	**Shock absorbing capacity** The helmet shall give protection to the forehead, rear, sides, temples and crown of the head. When tested in accordance with 5.3 and 5.4 the peak acceleration shall not, for each impact, exceed 250 g for the velocity of 5,42 0 +0,1, m/s on the flat anvil, and 4,57 0 +0,1 m/s on the kerbstone anvil.	P (See Appendix)
4.5	**Durability** After being tested the helmet shall not exhibit damage that could cause significant injury to the wearer (sharp edges, points).	P
4.6	**Retention system**	
4.6.1	**General** Means shall be provided for retaining the helmet on the wearer's head. All parts of the retention system shall be securely attached to the helmet.	P
4.6.2	**Chin strap** The chin strap shall not include a chin cup. Any chin strap shall be no less than 15 mm wide. Chin straps may be fitted with means of enhancing comfort for the wearer.	P (Width: 15.5mm)
4.6.3	**Fastening device** Any retention system shall be fitted with a device to adjust and maintain tension in the system. The device shall be capable of adjustment so that the buckle does not sit on the jaw bone.	P
4.6.4	**Colour** No part of the retention system shall be coloured green.	P (Colour: Black)
4.6.5	**Strength** When tested in accordance with 5.5, the dynamic extension of the retention system shall not exceed 35 mm and the residual extension shall not exceed 25 mm. For this purpose, extension includes slippage of the fastening device.	P (See Appendix)

Clause	Test Items	Result
	Damage to the retention system shall be accepted provided that the above requirements are met.	
4.6.6	**Effectiveness** When tested in accordance with 5.6 the helmet shall not come off the headform.	P (Did not come off)
4.6.7	**Ease of release** Following the strength test in accordance with 5.5 and with the load still applied, it shall be possible to open the release system with one hand.	P
5.2	**Inspection and determination of mass** Inspect the helmet to ascertain whether it is suitable for its intended purpose and fulfils the general requirements in 4.2. Determine the mass of the helmets of the same size submitted for testing. Calculate and record the mean value in g rounded off to the nearest 10 g, stating the size of the helmet.	P (See Appendix)
6	**Marking** Each helmet shall be marked in such a way that the following information is easily legible by the user and is likely to remain legible throughout the life of the helmet: a) number of this European Standard; b) name or trademark of the manufacturer; c) designation of the model; d) designation, which shall be one or more of the following: Helmet for pedal cyclists, skateboarders or roller skaters; e) size or size range of the helmet, quoted as the circumference (in centimetres) of the head which the helmet is intended to fit; f) weight of the helmet (the average mass in grams determined according to 5.2); g) year and quarter of manufacture; h) following text: "Warning! This helmet should not be used by children while climbing or doing other activities when there is a risk of strangulation/hanging if the child gets trapped with the helmet." In addition, if the helmet has components made of material which are known to be adversely affected by contact with hydrocarbons, cleaning fluids, paints, transfers or other extraneous additions, the helmet shall carry an appropriate warning.	P
	If there is a consumer sales packaging, the information specified in a), b), d) and h) shall also be given on that package. The text shall be of minimum font size 12.	N/A
7	**Information supplied by the manufacturer** With every helmet, clear information in the language of the country of sale shall be given as follows: a) that the helmet can only protect if it fits well and that the buyer should try different sizes and choose the size which feels secure and comfortable on the head; b) that the helmet should be adjusted to fit the user, e.g. the straps positioned so that they do not cover the ears, the buckle positioned away	P

Clause	Test Items	Result
	from the jawbone and the straps and buckle adjusted to be both comfortable and firm; c) how the helmet should be positioned on the head to ensure the intended protection is provided (e.g. hat it should be placed so as to protect the forehead and not be pushed too far over the back of the head); d) that a helmet cannot always protect against injury; e) that a helmet subjected to a severe impact should be discarded and destroyed; f) a statement of the danger of modifying or removing any of the original component parts of the helmet other than as recommended by the manufacturer, and that helmets should not be adapted for the purpose of fitting accessories in a way not recommended by the manufacturer.	

Abbreviation: P=Pass; F=Fail; N/A = Not Applicable; N/T=Not Tested as per client's request

Appendix:

Clause 5.2 – Inspection and determination of mass

Size: 55-59cm

Sample No.	Color	Mass (g)
1	Black	305.9
2	Grey	298.8
3	Black	306.1
4	White	308.1
Average(rounded off to nearest 10g)		304.7(300)

Size: 59-61cm

Sample No.	Color	Mass (g)
1	White	320.6
2	White	318.8
3	White	322.3
4	White	323.6
Average(rounded off to nearest 10g)		321.3(320)

Clause 4.4–Shock absorbing capacity

Size: 55-59cm/ Test headform: 575mm

Sample No.	Conditioning	Test anvil	Location Impact	Velocity (m/s)	Peak acc. (g)	Result
1	Hot	Kerbstone	Right rear	4.62	109.1	Pass
		Flat	Left	5.49	190.3	Pass
2	Low	Flat	Crown	5.47	205.8	Pass
		Kerbstone	Front	4.61	89.1	Pass
3	Artificial ageing	Kerbstone	Crown	4.64	100.2	Pass
		Flat	Rear	5.44	227.0	Pass

Size: 59-61cm/ Test headform: 605mm

Sample No.	Conditioning	Test anvil	Location Impact	Velocity (m/s)	Peak acc. (g)	Result

1	Hot	Kerbstone	Left rear	4.66	109.9	Pass
		Flat	Right	5.42	161.4	Pass
2	Low	Flat	Front	5.49	170.4	Pass
		Kerbstone	Rear	4.63	77.8	Pass
3	Artificial ageing	Kerbstone	Right front	4.60	91.5	Pass
		Flat	Crown	5.48	163.6	Pass

Clause 4.6.5–Retention system strength

Size: 55-59cm/ Test headfrom: 575mm

Sample No.	Dynamic extension (mm)	Residual extension (mm)	Result
2	21.7	7.8	Pass
3	18.5	5.2	Pass

Size: 59-61cm/ Test headfrom: 605mm

Sample No.	Dynamic extension (mm)	Residual extension (mm)	Result
2	24.8	10.5	Pass
3	24.2	9.1	Pass

Photos for reference:

Front view	

Side view	
Back view	
Top view	

Bottom view	
Test line (Size: 55-59cm/ Test headform: 575mm)	
Test line (Size: 59-61cm/ Test headform: 605mm)	

Label	HJ012 M 55-59cm 300g CE 3rd quarter 2026 Made in China HJ012 L 59-61cm 320g CE 3rd quarter 2026 Made in China **Meets EN 1078:2012+A1:2012 Standard** **Helmet for pedal cyclists, users of skateboards or roller skaters.** **WARNING**! This helmet should not be used by children while climbing or doing other activities when there is a risk of strangulation/hanging if the child gets trapped with the helmet. Use of the optional accessory mount is at the user's own risk. This helmet is certified to EN 1078:2012+A1:2012 when tested without optional accessories. Do not apply aggressive cleaning agents, solvents, paints and labels. MONU SPORTS Room 302, Building 2, No.6 Liaobu Southwest Road,Liaobu Town, Dongguan, Guangdong Sheng, China MANUFACTURED BY Dongguan Monu Sports Technology Co., Ltd.
Instruction	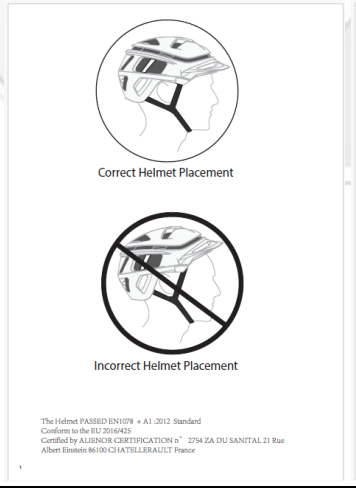 Correct Helmet Placement Incorrect Helmet Placement The Helmet PASSED EN1078 + A1 :2012 Standard Conform to the EU 2016/425 Certified by ALIENOR CERTIFICATION n° 2754 ZA DU SANITAL 21 Rue Albert Einstein 86100 CHATELLERAULT France  To Adjust the Chinstrap The helmet is designed to be retained by a strap under the lower jaw. The two straps hanging from the right strap adjustor that go under the lower jaw are collectively called the chinstrap. Make sure the chinstrap is correctly threaded through the right buckle. 1. Adjust the length of the chinstrap by sliding it through the buckle. 2. Insert the right-hand buckle into the left-hand buckle. 3. Make sure the buckle is correctly fastened: + Listen for a click as the buckle engages. +Attempt to pull the buckle apart with the chinstrap; it should not come apart. 4. To keep the chin strap from flapping, tuck it through the rubber O-ring. To adjust the straps 1. Place the helmet on your head. 2. Unlock the strap adjuster. 3. Slide the strap adjuster on the left or right temple strap until the strap adjuster sits benetah your left and right earlobe. 4. Lock the strap adjuster.

Remark:

1. The test results exclusively based on the submitted sample.
2. Only the English version of label & instruction was checked.

3. Specific requirement of test report as per clause 7.8.3 of CNAS-CL01-2018 or other accreditation scheme, such as: remark of subcontract information or on-site testing information.

Disclaimer Measurement Uncertainty:
Unless otherwise agreed upon, Pass or Fail verdicts are given based on the measured values without any considerations of measurement uncertainties.
Please note, every test method has a measurement uncertainty which has been evaluated by the laboratory according to ISO/IEC 17025 requirements.
By taking measurement uncertainties into account it might happen that measured values can neither be assessed as PASS nor as FAIL.

-End of Test Report-