Test Report No.: 64.190.25.0299.01-00
Dated: 2025-07-03

Applicant:	Hui Zhou Chinion Sports Technology Co., LTD
Address:	125 Fuxing Avenue, Fuxing Industrial Zone, Futian Town, Boluo County, Huizhou City, Guangdong Province
Sample Submission:	The sample was submitted by applicant and identified.
Product Name:	Bicycle helmet
Identification/Style No.:	ZL-B073
Product size:	L (59-61CM)
Factory:	Hui Zhou Chinion Sports Technology Co., LTD
Address:	125 Fuxing Avenue, Fuxing Industrial Zone, Futian Town, Boluo County, Huizhou City, Guangdong Province
Country of Origin:	China
Buyer:	/
Export to:	Europe
Receipt Date of Sample:	2025-06-13, Resubmission sample: 2025-06-24
Date of Testing:	From 2025-06-14 to 2025-07-02
Test Result:	Refer to the data listed in following pages

Test Specification(s) or Test Item(s):	**Conclusions:**
1. NTA 8776:2016-12	**Pass**

Hardline Laboratory

TÜV SÜD Certification and Testing (China) Co., Ltd. Guangzhou Branch

Tested By: Mac Xiao

Mac Xiao
Test Engineer

Reviewed By: Adam Hou

Adam Hou
Designated Reviewer

Note:
The TÜV SÜD Certification and Testing (China) Co., Ltd. "General Terms & Conditions" applied.
Any use for advertising purposes must be granted in writing. This technical report may only be quoted in full. This report is the result of a single examination of the object in question. It does not imply a general statement regarding the quality of products from regular production. For further details please see "Testing, Certification, Validation and Verification Regulations", chapter A-3.3.
For full version, please visit: EN : https://www.tuvsud.cn/zh-cn/resource/terms-and-conditions---en ; SCN: https://www.tuvsud.cn/zh-cn/terms-and-conditions ; TCN: https://www.tuvsud.com/zh-tw/terms-and-conditions
The results relate only to the Items tested.
The test report shall not be reproduced except in full, without the written approval of the laboratory.

Description of the test subject:

1	**Product Description**	Product name: Bicycle helmet Size: L 59-61cm
Sample photo(s)		



Test condition: 22.0℃ 55%RH

Test Results:

Section1 – Test conducted: NTA 8776:2016-12: Helmets for S-EPAC riders

Number of samples tested: Four (4) pieces

Helmets size: 59-61cm

Test headform (EN960:2006): 605mm

Clause	Test Items	Result
4.1	**Materials** For those parts of the helmet coming into contact with the skin, the material used should be known not to undergo appreciable alteration from contact with sweat or with substances likely to be found in toiletries. Materials shall not be used which are known to cause skin disorders.	P (Refer to section 2, 3 & 4)
4.2	**Construction** The helmet normally consists of a means of absorbing impact energy and means of retaining the helmet on the head in an accident. The helmet should be durable and withstand handling. The helmet shall be so designed and shaped that parts of it (visor, rivets, ventilators, edges, fastening device and the like) are not likely to injure the user in normal use. NOTE Helmets should: - have low weight; - be ventilating; - be easy to put on and take off; - be usable with spectacles; - not significantly interfere with the ability of the user to hear traffic noise;	P
4.3	**Field of vision** When tested in accordance with 5.7 there shall be no occultation in the field of vision bounded by angles as follows (see Figure 1): - horizontally 105° from the longitudinal vertical median plane to the left and right hand sides; - upwards 25° from the reference plane; - downwards 45° from the basic plane.	P (Horizontally: >105° Upward: >25° Downwards: >45°)

Clause	Test Items	Result
	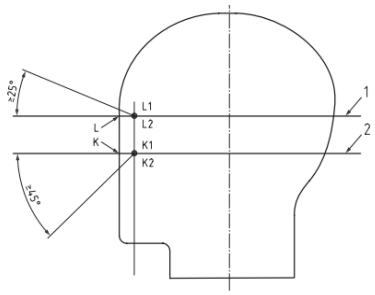 a) Section of headform in longitudinal vertical plane 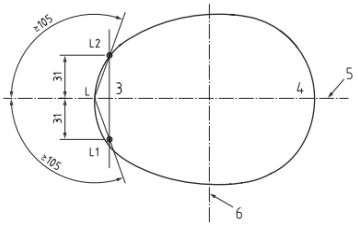 b) Section of headform in reference plane Figure 1	
4.4	**Shock absorbing capacity** The helmet shall give protection to the forehead, rear, sides, temples and crown of the head. When tested in accordance with 5.3 and 5.4, the peak acceleration shall not, for each impact, exceed 250 g for the velocity of 6,5 0 +0,1 m/s on the flat anvil, and 5,42 0 +0,1 m/s on the kerbstone anvil. **Table 4 — Test parameters** Sample number / Conditioning / Anvil 1 / High temperature / Kerbstone No reconditioning / Flat 2 / Low temperature / Flat No reconditioning / Kerbstone 3 / Artificial ageing / Kerbstone No reconditioning / Flat	P (See Appendix)
4.5	**Durability** After being tested the helmet shall not exhibit damage that could cause significant injury to the wearer (sharp edges, points).	P
4.6	**Retention system**	
4.6.1	**General** Means shall be provided for retaining the helmet on the wearer's head. All parts of the retention system shall be securely attached to the helmet.	P
4.6.2	**Chin strap** The chin strap shall not include a chin cup. Any chin strap shall be no less than 15 mm wide. Chin straps may be fitted with means of enhancing comfort for the wearer.	P (Width: 15.8mm)
4.6.3	**Fastening device** Any retention system shall be fitted with a device to adjust and maintain tension in the system. The device shall be capable of adjustment so that the buckle does not sit on the jaw bone.	P

Clause	Test Items	Result
4.6.4	**Colour** No part of the retention system shall be coloured green.	P (Colour: Black)
4.6.5	**Strength** When tested in accordance with 5.5, the dynamic extension of the retention system shall not exceed 35 mm and the residual extension shall not exceed 25 mm. For this purpose, extension includes slippage of the fastening device. Damage to the retention system shall be accepted provided that the above requirements are met.	P (See Appendix)
4.6.6	**Effectiveness** When tested in accordance with 5.6 the helmet shall not come off the headform.	P (Did not come off)
4.6.7	**Ease of release** Following the strength test in accordance with 5.5 and with the load still applied, it shall be possible to open the release system with one hand.	P
5.2	**Inspection and determination of mass** Inspect the helmet to ascertain whether it is suitable for its intended purpose and fulfils the general requirements in 4.2. Determine the mass of the helmets of the same size submitted for testing. Calculate and record the mean value in g rounded off to the nearest 10 g, stating the size of the helmet..	P (See appendix)
6	**Marking** Each helmet shall be marked in such a way that the following information is easily legible by the user and is likely to remain legible throughout the life of the helmet: a) number of this standard (NTA 8776); b) name or trademark of the manufacturer; c) designation of the model; d) designation: Helmet for S-EPAC cyclists; e) size or size range of the helmet, quoted as the circumference (in centimetres) of the head which the helmet is intended to fit; f) weight of the helmet (the average mass in grams determined according to 5.2); g) year and quarter of manufacture; h) following text: "Warning! This helmet should not be used by children while climbing or doing other activities when there is a risk of strangulation/hanging if the child gets trapped with the helmet." In addition, if the helmet has components made of material which are known to be adversely affected by contact with hydrocarbons, cleaning fluids, paints, transfers or other extraneous additions, the helmet shall carry an appropriate warning.	P
	If there is a consumer sales packaging, the information specified in a), b), d) and h) shall also be given on that package. The text shall be of minimum font size 12.	N/A

Clause	Test Items	Result
7	**Information supplied by the manufacturer** With every helmet, clear information in the language of the country of sale shall be given as follows: a) that the helmet can only protect if it fits well and that the buyer should try different sizes and choose the size which feels secure and comfortable on the head; b) that the helmet should be adjusted to fit the user, e.g. the straps positioned so that they do not cover the ears, the buckle positioned away from the jawbone and the straps and buckle adjusted to be both comfortable and firm; c) how the helmet should be positioned on the head to ensure the intended protection is provided (e.g. that it should be placed so as to protect the forehead and not be pushed too far over the back of the head); d) that a helmet cannot always protect against injury; e) that a helmet subjected to a severe impact should be discarded and destroyed; f) a statement of the danger of modifying or removing any of the original component parts of the helmet other than as recommended by the manufacturer, and that helmets should not be adapted for the purpose of fitting accessories in a way not recommended by the manufacturer.	P

Abbreviation: P=Pass; F=Fail; N/A = Not Applicable; N/T=Not Tested as per client's requirement

Appendix:

Clause 5.2 – Inspection and determination of mass

Sample No.	Mass (g)
1	350.1
2	352.0
3	349.8
4	350.9
Average(rounded off to nearest 10g)	350.7(350)

Clause 4.4–Shock absorbing capacity

Sample No.	Conditioning	Test anvil	Location Impact	Velocity (m/s)	Peak acc. (g)	Result
1	Hot	Kerbstone	Front	5.50	163.5	Pass
		Flat	Crown	6.56	226.1	Pass
2	Low	Flat	Crown	6.55	241.7	Pass
		Kerbstone	Right	5.43	130.9	Pass
3	Artificial ageing	Kerbstone	Rear	5.52	123.8	Pass
		Flat	Front	6.57	202.9	Pass

Clause 4.6.5–Retention system strength

Sample No.	Dynamic extension (mm)	Residual extension (mm)	Result
2	22.1	8.2	Pass
3	23.0	9.4	Pass

Photos for reference:

Front view	
Side view	

Back view	
Top view	
Bottom view	

Test line (Size: 59-61cm/ Test headform: 605mm)	
Label	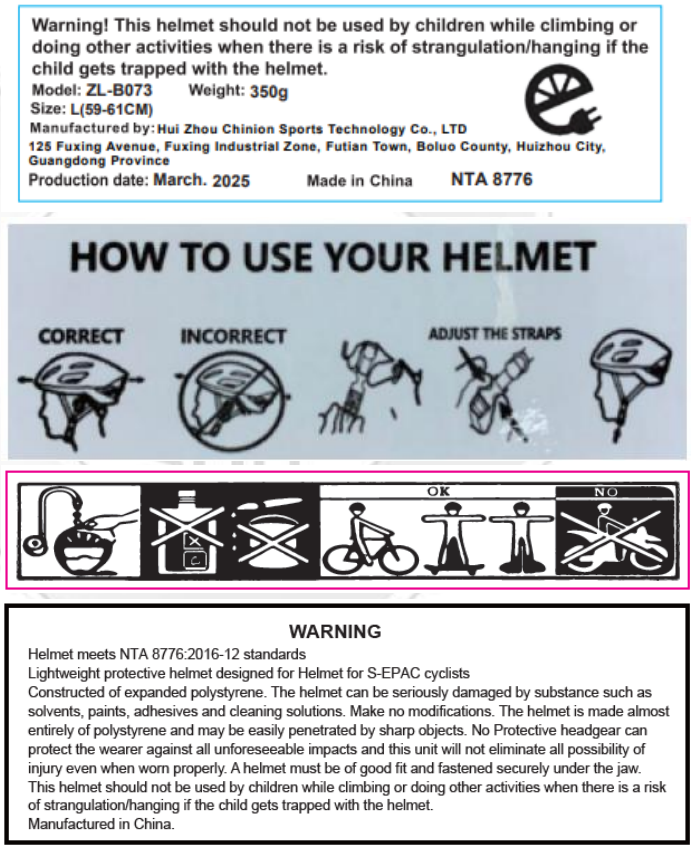

Instruction

Final Check

The important thing to remember is that the helmet fits snugly. If you can tiit it forward or backward , you need to tighten the strap adjustment.

It is important for the helmet to fit snugly on your head and must be fastened to provide maximum protection.

All adjustments should be checked each time the helmet is worn, making sure it fits snugly at all times.

Caring for Your Helmet

Clean the headgear with mild soap and water only. The use of any solvents, paints or cleaning solutions can cause damage to the helmet and make it ineffective in the result of an accident.

Keep Helmet Out of Extreme Heat

Helmets will be damaged if exposed to temperatures exceeding 45℃ .Dark vehicles and storage bags can exceed this on very hot days,Heat damaged helmets will have random disfigured areas where the texture appears bubbly and uneven. If damaged, helmets should be destroyed and replaced immediately.

Important Information

This headgear is designed to absorb the energy of a blow by partial destruction or damage itself. Even though such damage may not be visible, the helmet should be destroyed or replaced, if it is involved in an injury- related fall.

Unfortunately, some accidents result in head injury that cannot be prevented by ANY helmet . Depending on the type of impact,even very low speeds can result in a serious head injury or fatality. Always ride with extreme caution and be sure to read this manual thoroughly.

SERVICE LIFE The maximum lifespan of a helmet that has been used, transported and stored properly as described in these instructions, and has not been damaged, is five (5) years after the date of manufacture, which can be found on the sticker inside the helmet

Bicycle - Sports Helmets Warning

Helmet for pedal cyclists, skateboarders or roller skaters. Warning! This helmet should not be used by children while climbing or doing other activities when there is a risk of strangulation/hanging if the child gets trapped with the helmet.

NOT FOR MOTOR USE.

the helmet can only protect if it fitswell and that the buyer should trydifferent sizes and choose the sizewhich feels secure and comfortable onthe head:

the helmet should be adjusted to fitthe user, e.g. the straps positioned sothat they do not cover the ears, thebuckle positioned away from thejawbone and the straps and buckleadjusted to be both comfortable andfirm:

NTA 8776

BICYCLE SAFETY HELMET

OWNERS MANUAL

THIS HELMET
IS
CE CERTIFIED
(Comply with normative
NTA 8776:2016-12)

IMPORTANT!

PLEASE READ CAREFULLY BEFORE USING YOUR NEW HELMET

The Bicycle Safety Helmet you have just purchased provides protection,whether on or off the road. To insure proper use of this helmet, familiarize yourself with its features, fit and care by carefully reading through this manual before wearing your new helmet.

Protection and Ventilation

The outershell allows the helmet to be rated one of the lightest helmets while providing excellent durability and integrity. The multiple vents with inner air channels draw the air through the helmet and over the brow for maximum cooling.

Pad Fitting

The helmet must fit properly to be effective. With a proper fit, the helmet will not move back and forth or side to side while fastened. If the helmet does not fit with installed pads, simply remove them and install a different size pad. To insure the proper fit, mix and match the pad thickness to best conform to your head shape.

Retention System

This Bicycle Safety Helmet uses a quick-release buckle that is simple and can be buckled and unbuckled without changing the adjustment. The straps must be snugly and evenly tensioned. Place the helmet firmly on your head and fasten the buckle.

Notice which strap is loose. Tighten the loose strap after removing the helmet.

To tighten the chin strap,hold the buckle with one hand.Then pull the excess strap in through.(See Diagram A).

DIAGRAM A



To tighten the rear strap,pull excess from the rear of strap 2.Hold the helmet with one hand.With the other hand,hold the strap where they pass under your chin.Then pull from side to side to balance the length of all four straps.(See Diagram B)

The helmet must sit firmly and level on your head. (See Diagram C)To lower the front of the helmet to cover your forehead,tighten the chin strap and loosen the rear strap.To raise the front,loosen the chin strap and tighten the rear strap.

To check fo proper tension,put on the helmet and fasten the buckle.Open your mouth.You should feel the strap pulling against your chin.

Then attempt to pull the helmet off the front or rear. If the helmet comes off,increase strap tension and examine if thick enough pads are being used .The helmet should not be able to roll forward or backward exces sively.It should not be possible to remove the helmet without unfastening the buckle.

NOTE: Please check adjustment every time this helmet is worn.

DIAGRAM B



DIAGRAM C



a statement of the danger of modifying or removing any of the original component parts of the helmet other than as recommended by the manufacturer, and that helmets should not be adapted for the purpose of fitting accessories in a way not recommended by the manufacturer.

Notified Body: Kiwa Nederland B.V. with its office located at Wilmersdorf 50,7327 AC Apeldoorn, The Netherlands. Notified Body No. 0063
This helmet is in conformity with the PPE regulation (EU) 2016/425

Hui Zhou Chinion Sports Technology Co., LTD
125 Fuxing Avenue, Fuxing Industrial Zone, Putian Town, Boluo County, Huizhou City, Guangdong Province

Section 2. Color Fastness to Perspiration

Test method: With reference to ISO 105 E04:2013.

Test item	Result [grade]			
	Sample 001		Sample 002	
	Acid	Alkaline	Acid	Alkaline
Color Change	4-5	4-5	4-5	4-5
Color staining -Acetate	4-5	4-5	4-5	4-5
-Cotton	4-5	4-5	4-5	4-5
-Polyamide	4-5	4-5	4-5	4-5
-Polyester	4-5	4-5	4-5	4-5
-Acrylic	4-5	4-5	4-5	4-5
-Wool	4-5	4-5	4-5	4-5

Note:
– Explanation for grade
Grade 5 = No change
Grade 4 = Slight Change and Staining
Grade 3 = Noticeable Change and Staining
Grade 2 = Considerable Change and Staining
Grade 1 = Much Change and staining
Grey scale rating is based on the 5-step scale of 1 to 5, where 1 is worst and 5 is best.

Section 3. Azodyes

Regulation (EC) No. 1907/2006, Regulation (EC) No. 552/2009 Annex XVII Entry 43 and its amendment Regulation (EU) 2020/2096
Test in accordance with EN ISO 14362-1:2017 (for textiles) or ISO 17234-1:2015 (for leather).
The presence of 4-aminoazobenzene is determined by EN ISO 14362-3:2017 or ISO 17234-2:2011.
[Reporting Limit = 5.0 mg/kg]

TÜV SÜD Ref No.: 68.418.25.9041.01

No.	Forbidden Amine	CAS No.	Results [mg/kg]	
			Sample 001	Sample 002
1	4-aminobiphenyl	92-67-1	<5.0	<5.0
2	Benzidine	92-87-5	<5.0	<5.0
3	4-chloro-o-toluidine	95-69-2	<5.0	<5.0
4	2-naphthylamine	91-59-8	<5.0	<5.0
5	o-aminoazotoluene	97-56-3	<5.0	<5.0
6	5-nitro-o-toluidine	99-55-8	<5.0	<5.0
7	4-chloroaniline	106-47-8	<5.0	<5.0
8	2,4-diaminoanisole	615-05-4	<5.0	<5.0
9	4,4'-diaminodiphenylmethane	101-77-9	<5.0	<5.0
10	3,3'-dichlorobenzidine	91-94-1	<5.0	<5.0
11	3,3'-Dimethoxybenzidine	119-90-4	<5.0	<5.0
12	3,3'-dimethylbenzidine	119-93-7	<5.0	<5.0
13	4,4'-methylenedi-o-toluidine	838-88-0	<5.0	<5.0
14	p-cresidine	120-71-8	<5.0	<5.0
15	4,4'-methylene-bis-(2-chloro-aniline)	101-14-4	<5.0	<5.0
16	4,4'-oxydianiline	101-80-4	<5.0	<5.0
17	4,4'-thiodianiline	139-65-1	<5.0	<5.0
18	o-toluidine	95-53-4	<5.0	<5.0
19	2,4-toluenediamine	95-80-7	<5.0	<5.0
20	2,4,5-trimethylaniline	137-17-7	<5.0	<5.0
21	2-methoxyaniline	90-04-0	<5.0	<5.0
22	2,4-xylidine	95-68-1	<5.0	<5.0
23	2,6-xylidine	87-62-7	<5.0	<5.0
24	4-aminoazobenzene	60-09-3	<5.0	<5.0
Method			EN ISO 14362-1:2017(P1) EN ISO 14362-1:2017(P2)	
Limit			<30 mg/kg	
Conclusion			Pass	Pass

Note:
1. "#" denotes 2,4-xylidine and 2,6-xylidine are not under Regulation (EC) No.1907/2006 and they are for client's reference.
2. "<" denotes less than
3. "mg/kg" denotes milligram per kilogram

* Azo colorants that are able to form 4-aminoazobenzene, as generated under the current testing condition stated in EN ISO 14362-1:2017 are aniline and 1,4-phenylenediamine. The presence of 4-aminoazobenzene is determined by EN ISO 14362-3:2017 or ISO 17234-2:2011.

Interpretation of test results:

(1) In the case of the measured value per amine component <=30 mg/kg and according to the analysis carried out, the azo colourants banned under the Annex XVII of Regulation (EC) No. 1907/2006, REACH are not detected in the article submitted.
(2) In the case of the measured value per amine component > 30 mg/kg, the analysis result suggests that the submitted article was manufactured or treated with the azo colourants banned under Annex XVII of Regulation (EC) No. 1907/2006, REACH
(3) In the case of the measured value per amine component being between 25 and 35 mg/kg, it is remarked that due to the inherent uncertainty of the detection method, the value represent a border line case.

Section 4. pH Value

Test method: With reference to ISO 3071:2020 and analyzed by pH meter.

Limit: 3.5-9.5

TÜV SÜD Ref No.: 68.418.25.9041.01

Analyte(s)	Results [pH]	
	Sample 001	Sample 002
pH (mean value)	6.6	6.1
Client's requirement	3.5-9.5	
Conclusion	Pass	Pass

List of Materials as identified by the Laboratory:

T. No.	Sample No.	Colour and Description	Photograph
T1	001	Black fabric (Polyester)	
T2	002	Black webbing (Polyester)	

Remark:

1. The test results exclusively based on the submitted sample.
2. Retest sample was received on 2025-06-24 after modifying by client. And the result based on the retest sample.
3. Only the English version of label & instruction was checked.
4. Only section 1 & 2 is tested in this report, other results & photos are extracted from the test report No. 68.418.25.9041.01 which was issued at 2025-06-25.
5. Specific requirement of test report as per clause 7.8.3 of CNAS-CL01-2018 or other accreditation scheme, such as: remark of subcontract information or on-site testing information.

Disclaimer Measurement Uncertainty:
Unless otherwise agreed upon, Pass or Fail verdicts are given based on the measured values without any considerations of measurement uncertainties.
Please note, every test method has a measurement uncertainty which has been evaluated by the laboratory according to ISO/IEC 17025 requirements.
By taking measurement uncertainties into account it might happen that measured values can neither be assessed as PASS nor as FAIL.

-End of Test Report-